

Lestat d'Lioncourt

from Interview with the Vampire (TV)



By Char Grey Cosplay



@thechargrey on insta/tiktok

Pronouns: She/They or the character being cosplayed (he/him)

References




Jacket



Breeches



Vest




Undershirt




Stockings

Note: non-industrial machines only go down to fine gauge (3.5mm), in order to make this project work I needed to make massive adjustments to the original 3d print to allow for 2.6mm gauge, which I did in both SCAD and in tinkercad. I also had to create some simple tools to help with the small gauge, which I did in tinkercad.



Scarlett Sparks 3D printed Knitting machine



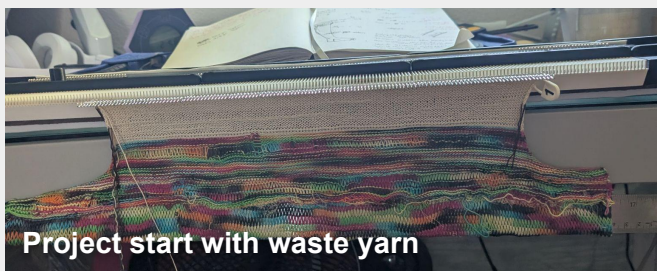
Mine adjusted (2.6mm)



Curio #10 Crochet thread from Knitpicks



Heel



Project start with waste yarn



Knitting machines were common in the Victorian period, stocking has visible seam up the back as is historical

Added elastic for comfort

Pattern is based off of the historical gauge, yarn size, and general pattern of victorian stockings found in Art of Knitting.

Shoes



Sculpted heel blocks
(monster clay)



Block mold, Let's
Resin silicone rubber



Epoxycast 670 HT (for strength)



Wetted leather molded



Shanked insoles rescued
from worn down used heels

New leather base




Wetted leather molded
around last, secured with
tulle for breathability



Tape patterned




Sewn and lined with
shoe mesh



Bow



Heat mold toe puff and
heel stiffener



Leather sole
with safety grip
tape



Mask


Sculpted with monster clay



Rebound 25 from Hard On




Plaster over top



Art Resin with dye
Slush cast



Dowel rod plus
pleather for stick



Neck Stock & Wig



Made from same cotton as shirt



Original wig



Trimmed and restyled



Hairline picked for masculinity



Additional lace sewn in



Neck stock is essentially a historical version of a clip on tie!

So nice! So easy! Perfect for the rushed cosplayer in the morning



Hand ventilated sideburns

Fabrics